



# International Lightning Class Association 67th South American Championship

## SAILING INSTRUCTIONS (SIs) CHANGES

### ITEN 5.2 .ITEN 6 ,6.2,ITEN 10 ,ITEN 14

The notation '[NP]' in a rule of the sailing instructions (SIs) means that a boat may not protest another boat for breaking that rule. This changes RRS 60.1(a).

#### **1 RULES**

**1.1** The event is governed by the rules as defined in *The Racing Rules of Sailing*.

#### **2 CHANGES TO SAILING INSTRUCTIONS**

**2.1** Any change to the sailing instructions will be posted before 0900 on the day it will take effect, except that any change to the schedule of races will be posted by 2000 on the day before it will take effect.

#### **3 COMMUNICATIONS WITH COMPETITORS**

**3.1** Notices to competitors will be posted on the official notice board located at Yacht Club Paulista. Notices will be posted no later than 30 minutes after the protest time limit to inform competitors of hearings in which they are parties or named as witnesses. Hearings will be held online.

**3.2** Information about hearing schedule and decisions will be posted at the online platform.

**3.3** [DP] From the first warning signal until the end of the last race of the day, except in an emergency, a boat shall not make voice or data transmissions and shall not receive voice or data communication that is not available to all boats.

#### **4 CODE OF CONDUCT**

**4.1** [DP] Competitors and support persons shall comply with reasonable requests from race officials.

#### **5 SIGNALS MADE ASHORE**

**5.1** Signals made ashore will be displayed on a mast near the boat area.

5.2 When flag AP is displayed ashore, '1 minute' is replaced with 'not less than 45 minutes' in Race Signals AP.

## 6 SCHEDULE OF RACES

Day	Event	Time
Saturday 12/03	Registration, Check-in and Measurement, Sail Measurement Boat draw Skippers meeting <del>Opening Ceremony, dinner at the club</del>	09:00 to 17:00 09:00 to 17:00 11:30 11:00 20:00
Sunday 12/04	Registration, Check-in, Measurements Opening Race(PRATICE RACE)	09:00 to 12:00 13:00
Monday 12/05	First Warning Signal	13:00
Tuesday 12/06	First Warning Signal	13:00
Wednesday 12/07	First Warning Signal Award Ceremony with Pasta	13:00 20:00

6.2 The number of races scheduled shall be 8. Three (3) races per day may be sailed.

6.3 The scheduled time of the warning signal for the first race each day is 13:00.

6.4 To alert boats that a race or sequence of races will begin soon, the orange starting line flag will be displayed with one sound at least five minutes before a warning signal is made.

6.5 On the last scheduled day of racing no warning signal will be made after 17:00.

## 7 CLASS FLAGS

7.1 The *Lightning* Class flag will be the class flag .

## 8 RACING AREA

8.1 The racing area is on the Represa Guarapiranga as shown on Addendum 2

## 9 COURSES

9.1 The diagram(s) in SI Addendum 1 show(s) the course(s), including the approximate angles between legs, the order in which marks are to be passed, and the side on which each mark is to be left.

9.2 No later than the warning signal, the race committee signal vessel will display the approximate compass bearing of the first leg.

## 10 MARKS

10.1 Course marks are Yellow, Start and Finish marks are Red.

1

10.2 New marks, as provided in SI 13, are Orange

2

## 11 OBSTRUCTIONS

11. Section Intentionally left blank.  
1

## 12 THE START

12. Races will be started using RRS 26 with the warning signal made 5 minutes before the starting signal  
1
12. The starting line is between a vessel displaying an orange flag on the mast at the starboard end and the course side of the port-end starting mark ( Red ).]  
2
12. A boat that does not start within 4 minutes after her starting signal will be scored Did Not Start without a hearing. This changes RRS A5.1 and A5.2.  
3

## 13 CHANGE OF THE NEXT LEG OF THE COURSE

13. To change the next leg of the course, the race committee will lay a new red mark (or move the finishing line) and remove the original mark as soon as practicable. When in a subsequent change a new mark is replaced, it will be replaced by an original mark.  
1

## 14 THE FINISH

14. The finishing line is between a staff displaying a blue flag on the finishing mark at the starboard end and the course side of the port end finishing mark (Red)on WA courses. The finishing line is between a staff displaying a blue flag on the finishing line ,will be the same of starting line on LA courses.  
1

## 15 PENALTY SYSTEM

15. Please see Notice of Race.  
1

## 16 TIME LIMITS AND TARGET TIMES

16. The Mark 1 Time Limit, Race Time Limit (see RRS 35), the Finishing Window and the Target Time are shown in the table below.  
1

Mark 1 Time Limit	Race Time Limit	Finishing Window	Target Time
30 min	70 min	15 min	40 min

16. If no boat has passed the first mark within the Mark 1 Time Limit, the race will be abandoned.  
2
16. The Finishing Window is the time for boats to finish after the first boat sails the course and finishes. Boats failing to finish within the Finishing Window, and not subsequently retiring, penalized or given redress, will be scored Time Limit Expired (TLE) without a hearing. A boat scored TLE shall be scored points for the finishing place one more than the points scored by the last boat that finished within the Finishing Window. This changes RRS 35, A5.1, A5.2 and A10.  
3

16. Failure to meet the Target Time will not be grounds for redress. This changes RRS 62.1(a).  
4

## 17 HEARING REQUESTS

17. The protest time limit is 60 minutes after the race committee arrive from water. The time will be  
1 posted on the official notice board.

17. Hearing request forms are available through the online platform.  
2

17. Notices will be posted no later than 30 minutes after the protest time limit to inform competitors  
3 of hearings in which they are parties or named as witnesses. Hearings will be held in the protest  
room, located at Yacht Club Paulista.

## 18 SCORING

18. See Notice of Race.  
1

## 19 SAFETY REGULATIONS

19. [DP] A boat that retires from a race shall notify the race committee at the first reasonable  
2 opportunity.

## 20 REPLACEMENT OF CREW OR EQUIPMENT

20. [DP] Substitution of competitors is not allowed.  
1

20. [DP] Substitution of damaged or lost equipment is not allowed unless authorized in writing by  
2 the race committee. Requests for substitution shall be made to the committee at the first  
reasonable opportunity, which may be after the race.

## 21 EQUIPMENT AND MEASUREMENT CHECKS

21. A boat or equipment may be inspected at any time for compliance with the class rules, notice of  
1 race and sailing instructions.

21. [DP] When instructed by a race official on the water, a boat shall proceed to a designated area for  
2 inspection.

## 22 OFFICIAL VESSELS

22. Official vessels will be identified with an orange flag.  
1

## 23 TRASH DISPOSAL

23. Trash may be placed aboard official [or support person] vessels.  
1

## 24 BERTHING

24. [DP] Boats shall be kept in their assigned places while in the boat park and all boats should stay  
1 on the Yacht Club Paulista.

## 25 PRIZES

25. Prizes will be given for the first five boats.  
1

## 26 RISK STATEMENT

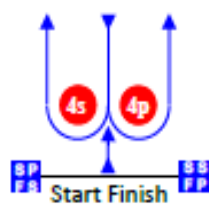
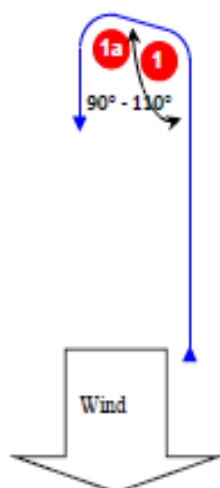
26. RRS 3 states: ‘The responsibility for a boat’s decision to participate in a race or to continue to race is hers alone.’ By participating in this event each competitor agrees and acknowledges that sailing is a potentially dangerous activity with inherent risks. These risks include strong winds and rough seas, sudden changes in weather, failure of equipment, boat handling errors, poor seamanship by other boats, loss of balance on an unstable platform and fatigue resulting in increased risk of injury. **Inherent in the sport of sailing is the risk of permanent, catastrophic injury or death by drowning, trauma, hypothermia or other causes.**

## 27 EVENT LOCATION

The event will be held in Yacht Club Paulista, Rua Itupú, 1077 - Chácara Vista Alegre, São Paulo - SP, 04922-100

## Course Illustrations – Windward Leeward with offset

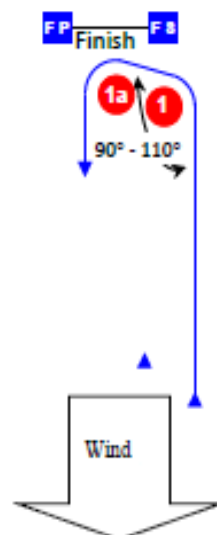
### LA



Course: Leeward finish

Signal	Mark Rounding Order
LA2	Start - 1 - 1a - 4s/4p - 1 - 1a - Finish
LA3	Start - 1 - 1a - 4s/4p - 1 - 1a - 4s/4p - 1 - 1a - Finish
LA4	Start - 1 - 1a - 4s/4p - 1 - 1a - 4s/4p - 1 - 1a - 4s/4p - 1 - 1a - Finish

### WA



Course: Windward Finish

Signal	Mark Rounding Order
WA2	Start - 1 - 1a - 4s/4p - Finish
WA3	Start - 1 - 1a - 4s/4p - 1 - 1a - 4s/4p - Finish
WA4	Start - 1 - 1a - 4s/4p - 1 - 1a - 4s/4p - 1 - 1a - 4s/4p - Finish

Addendum 2:

