



# **WASZP Games 2025**

## **Scoring Inquiry**

**Race Date: 2025-07-23**

**Received: 2025-07-23 20:54 BST**

---

**Request No.: 77**

**Course: N/A**

**Race No.: Qualifying series**

**Posted Score: 22.5 total points.**

**Competitor: Waszp - JR - 3577 - Andrew Chisholm**

### **Scoring Inquiry:**

In the qualifying series I am scored with 21 points but in the final series scoring I am scored with 22.5 points. I have attached screenshot of qualifying results.

#### 4.9 Rig Fleet

Salazar &amp; Szwarcman 2010, Vaananen &amp; Hämäläinen 1998).

### Scoring system: Appendix B

[illegible]

### 7.5.6 6.2 Reg Fleet

Bullard, K., Dierkerdt, J., Teetsdale, S., &amp; Gellman, J. (1994).





### Scoring system: Appendix A

Year	Event	Discipline	Country	Rank	Name	Season										Points	Rank
						2015	2016	2017	2018	2019	2020	2021	2022	2023	2024		
1	2015	Short	Italy	3000	Francesco Bepko	1.0	1.0	1.0	1.0	1.0	1.0	1.0	1.0	1.0	1.0	1.0	
2	2016	Short	Italy	3000	Francesco Bepko	1.0	1.0	1.0	1.0	1.0	1.0	1.0	1.0	1.0	1.0	1.0	
3	2017	Short	France	3017	Henriette Graef	1.0	1.0	1.0	1.0	1.0	1.0	1.0	1.0	1.0	1.0	1.0	
4	2018	Short	Spain	4	Pablo Andueza	1.0	1.0	1.0	1.0	1.0	1.0	1.0	1.0	1.0	1.0	1.0	
5	2019	Short	Spain	4	Pablo Andueza	1.0	1.0	1.0	1.0	1.0	1.0	1.0	1.0	1.0	1.0	1.0	
6	2020	Short	Spain	4	Antonio Gasparini	1.0	1.0	1.0	1.0	1.0	1.0	1.0	1.0	1.0	1.0	1.0	
7	2021	Short	United States	3008	Mark Howard	1.0	1.0	1.0	1.0	1.0	1.0	1.0	1.0	1.0	1.0	1.0	
8	2022	Short	United Kingdom	3004	Peter Lopez	1.0	1.0	1.0	1.0	1.0	1.0	1.0	1.0	1.0	1.0	1.0	
9	2023	Short	Germany	3403	Georg Spengler	1.0	1.0	1.0	1.0	1.0	1.0	1.0	1.0	1.0	1.0	1.0	
10	2024	Short	United States	3005	Thomas Eismann	1.0	1.0	1.0	1.0	1.0	1.0	1.0	1.0	1.0	1.0	1.0	
11	2025	Short	Canada	3017	Andres Chiribari	1.0	1.0	1.0	1.0	1.0	1.0	1.0	1.0	1.0	1.0	1.0	
12	2015	Short	Spain	4	Jose-Luis	1.0	1.0	1.0	1.0	1.0	1.0	1.0	1.0	1.0	1.0	1.0	
13	2016	Short	Spain	4	Jose-Luis	1.0	1.0	1.0	1.0	1.0	1.0	1.0	1.0	1.0	1.0	1.0	
14	2017	Short	New Zealand	3009	James Larnach	1.0	1.0	1.0	1.0	1.0	1.0	1.0	1.0	1.0	1.0	1.0	
15	2018	Short	Switzerland	3016	Matthias Beck	1.0	1.0	1.0	1.0	1.0	1.0	1.0	1.0	1.0	1.0	1.0	
16	2019	Short	United Kingdom	3008	Peter Lopez	1.0	1.0	1.0	1.0	1.0	1.0	1.0	1.0	1.0	1.0	1.0	
17	2020	Short	Norway	2	Marvin Berthel	1.0	1.0	1.0	1.0	1.0	1.0	1.0	1.0	1.0	1.0	1.0	
18	2021	Short	Australia	3408	Conrad Green	1.0	1.0	1.0	1.0	1.0	1.0	1.0	1.0	1.0	1.0	1.0	
19	2022	Short	Italy	3008	Enzo Sestini	1.0	1.0	1.0	1.0	1.0	1.0	1.0	1.0	1.0	1.0	1.0	
20	2023	Short	Spain	3008	Mark Howard	1.0	1.0	1.0	1.0	1.0	1.0	1.0	1.0	1.0	1.0	1.0	
21	2024	Short	Italy	3005	Enzo Sestini	1.0	1.0	1.0	1.0	1.0	1.0	1.0	1.0	1.0	1.0	1.0	
22	2025	Short	France	2738	Matthias Johnson	1.0	1.0	1.0	1.0	1.0	1.0	1.0	1.0	1.0	1.0	1.0	
23	2015	Short	United Kingdom	3004	Peter Lopez	1.0	1.0	1.0	1.0	1.0	1.0	1.0	1.0	1.0	1.0	1.0	
24	2016	Short	Sweden	2718	Hanna Bergström	1.0	1.0	1.0	1.0	1.0	1.0	1.0	1.0	1.0	1.0	1.0	
25	2017	Short	Australia	3408	Conrad Green	1.0	1.0	1.0	1.0	1.0	1.0	1.0	1.0	1.0	1.0	1.0	
26	2018	Short	United Kingdom	3008	Peter Lopez	1.0	1.0	1.0	1.0	1.0	1.0	1.0	1.0	1.0	1.0	1.0	
27	2019	Short	Norway	2	Marvin Berthel	1.0	1.0	1.0	1.0	1.0	1.0	1.0	1.0	1.0	1.0	1.0	
28	2020	Short	Australia	3408	Conrad Green	1.0	1.0	1.0	1.0	1.0	1.0	1.0	1.0	1.0	1.0	1.0	
29	2021	Short	Italy	3008	Enzo Sestini	1.0	1.0	1.0	1.0	1.0	1.0	1.0	1.0	1.0	1.0	1.0	
30	2022	Short	Spain	3008	Mark Howard	1.0	1.0	1.0	1.0	1.0	1.0	1.0	1.0	1.0	1.0	1.0	
31	2023	Short	Italy	3005	Enzo Sestini	1.0	1.0	1.0	1.0	1.0	1.0	1.0	1.0	1.0	1.0	1.0	
32	2024	Short	France	2738	Matthias Johnson	1.0	1.0	1.0	1.0	1.0	1.0	1.0	1.0	1.0	1.0	1.0	
33	2025	Short	Canada	3017	Andres Chiribari	1.0	1.0	1.0	1.0	1.0	1.0	1.0	1.0	1.0	1.0	1.0	

[IMG\\_0461.png 496 KB](#)

8:53

Weymouth & Portland National Sailing Academy 18th to 25th July 2025






































Results as of 20:33 on July 23, 2025

Contents  
 • 1 Gold Fleet  
 • 2 Silver Fleet

1-Gold Fleet

Sailed: 3, Discards: 6, To count: 1, Entries: 16,  
 Scoring system: Appendix A

Rank	Flag	Country	Sail No.	Sailor	Gender	Division	Plg	F1/R1	F2/R2	F3/R3	Q-series Net Points	Provisional	Total	Net
1		Italy	3034	Federico Bergamini	Youth (J/ET)		8.2	+5.0	+5.0	0.0	0.0		18.0	18.0
2		Spain	4	Pablo Antezano Perez-Cota	Youth (J/ET)		8.2	+5.0	+5.0	14.0	14.0		28.0	28.0
3		Spain	8	Antonio Gasparini	Youth (J/ET)		8.2	+6.0	+6.0	+4.0	14.0		30.0	30.0
4		United States	8	Gavin Ball	Care (J/ET)		8.2	+5.0	+5.0	+21.0	29.0		48.0	48.0
5		Canada	3577	Andrew Chapman	Junior (J/ET)		8.2	+10.0	+7.0	+9.0	26.0		48.0	48.0
6		Germany	3422	Conner Ngersten	Youth (J/ET)		8.2	+6.0	+25.0	+4.0	18.0		53.0	53.0
7		Italy	3036	Mona Bubbini	Junior (J/ET)		8.2	+19.0	+4.0	+12.0	35.0		87.0	87.0
8		France	2738	Matthias Johnson	Care (J/ET)		8.2	+17.0	+13.0	1.0	31.0		79.0	79.0
9		United Kingdom	2004	Peter Cape	Youth (J/ET)		8.2	+12.0	+5.0	+34.0	17.0		73.0	73.0
10		United States	2886	Hael Mearns	Care (J/ET)		8.2	+33.0	+9.0	+10.0	14.0		82.0	82.0
11		France	3617	Hippolyte Girard	Care (J/ET)		8.2	+8.0	+27.0	+38.0	9.0		82.0	82.0
12		United Kingdom	3453	Rae Purvis	Junior (J/ET)		8.2	+3.0	+17.0	+11.0	16.0		85.0	85.0
13		Spain	3181	Jorge Antezano Perez-Cota	Junior (J/ET)		8.2	+23.0	+23.0	+5.0	56.0		100.0	100.0
14		New Zealand	2884	Jasper Cammehorn	Youth (J/ET)		8.2	+21.0	+9.0	+49.0	23.0		102.0	102.0
15		United Kingdom	3194	Arthur Poy	Care (J/ET)		8.2	+23.0	+26.0	+17.0	38.0		104.0	104.0
16		Switzerland	3374	Micha de Wack	Junior (J/ET)		8.2	+11.0	+20.0	+50.0	24.0		105.0	105.0
17		Italy	3335	Francesco Carini	Junior (J/ET)		8.2	+7.0	+11.0	+52.0	53.0		125.0	125.0
18		Denmark	2814	Viktor Madsen	Care (J/ET)		8.2	+29.0	+12.0	+23.0	64.0		124.0	124.0
19		Spain	3627	Alberto Morales Hernandez	Care (J/ET)		8.2	+13.0	+21.0	+27.0	60.0	5.0	126.0	126.0
20		Australia	3498	Conall O'Brien	Care (J/ET)		8.2	+40.0	+29.0	+29.0	29.0		126.0	126.0
21		United States	2716	Erich Sorenson	Care (J/ET)		8.2	+46.0	+19.0	+20.0	91.0		136.0	136.0
22		Norway	2	Marius Rønne	Care (J/ET)		8.2	+43.0	+30.0	+43.0	29.0		141.0	141.0
23		Australia	3488	Louis Tilly	Junior (J/ET)		8.2	+31.0	+35.0	+34.0	43.0		143.0	143.0
24		United Kingdom	3498	Rory Dean	Junior (J/ET)		8.2	+29.0	+34.0	+13.0	24.0		144.0	144.0
25		Canada	3642	Jackson MacIsaac	Care (J/ET)		8.2	+32.0	+39.0	+29.0	44.0		144.0	144.0
26		United Kingdom	2739	James Crossley	Youth (J/ET)		8.2	+15.0	+28.0	+22.0	67.0		146.0	146.0
27		Sweden	2708	Hanna Rulien	Care (J/ET)		8.2	+36.0	+14.0	+43.0	39.0		152.0	152.0
28		Germany	2911	Christoph Mörning	Care (J/ET)		8.2	+49.0	+40.0	+19.0	91.0		155.0	155.0
29		Italy	2670	Alessio Castellan	Care (J/ET)		8.2	+27.0	+15.0	+31.0	86.0		159.0	159.0
30		United States	3293	Thomas Blomquist	Care (J/ET)		8.2	+16.0	+11.0	+97.0	19.0		159.0	159.0
31		Canada	3538	Ethan Thompson	Junior (J/ET)		8.2	+29.0	+36.0	+16.0	33.0		160.0	160.0
32		Italy	3325	Luca	Junior (J/ET)		8.2	+28.0	+32.0	+19.0	86.0		160.0	160.0

IMG 0462.png 452 KB

## Response:

Thank you for bringing to our attention. The Nett points total from Q-series was from a copy of the Q-series before additional scoring changes.

The carried forward points will now be checked again.

Response By Huw Pearce Printed at 2025-08-07 01:05